




Simple Machines Easy Quiz

DIRECTIONS: Circle the best answer.

Name _____

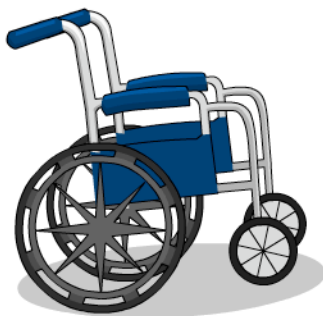
1.



Which simple machine does the picture show?

- A. ramp
- B. lever
- C. pulley
- D. wheel and axle

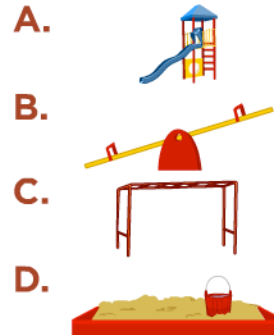
2.




Which simple machine is used in a wheelchair?

- A. ramp
- B. pulley
- C. clock
- D. wheel and axle

3. What RAMP you can find on a playground?



4. Which item would move the farthest if you gave it a push?



5. Which tool is a pulley?

